

# 2023-24 Texas Academic Performance Report (TAPR)



District Name: GALENA PARK ISD

Campus Name: WOODLAND ACRES EL

Campus Number: 101910110

This page is intentionally blank.


Texas Education Agency  
2023-24 STAAR Performance (TAPR)





Texas Education Agency  
2023-24 STAAR Performance (TAPR)  
WOODLAND ACRES EL (101910110) - GALENA PARK ISD - HARRIS COUNTY

School Year	State	District	Campus	African American	Hispanic	White	American Indian	Asian	Pacific Islander	Two or More Races	Special Ed (Current)	Special Ed (Former)	Continu-			
-------------	-------	----------	--------	------------------	----------	-------	-----------------	-------	------------------	-------------------	----------------------	---------------------	----------	--	--	--



Texas Education Agency  
2023-24 STAAR Progress (TAPR)  
WOODLAND ACRES EL (101910110) - GALENA PARK ISD - HARRIS COUNTY

	School Year	State	District	Campus	African American	Hispanic	White	American Indian	Asian	Pacific Islander	Two or More Races						
--	-------------	-------	----------	--------	------------------	----------	-------	-----------------	-------	------------------	-------------------	--	--	--	--	--	--















Texas Education Agency  
 2023-24 STAAR Participation (TAPR)  
 WOODLAND ACRES EL (101910110) - GALENA PARK ISD - HARRIS COUNTY

	State	District	Campus	African American	Hispanic	White	American Indian	Asian	Pacific Islander	Two or More Races	Special Ed (Current)	Special Ed (Former)	Continuously Enrolled	Non-Continuously Enrolled	Econ Disadv	EB EL (Current)











There is no data for this campus.



There is no data for this campus.

Texas Education Agency  
2023-24 Student Information (TAPR)  
WOODLAND ACRES EL (101910110) - GALENA PARK ISD - HARRIS COUNTY


--	--	--	--	--	--	--	--	--	--

--	--	--	--	--	--	--	--	--	--

--	--	--	--	--	--	--	--	--	--

--	--	--	--	--	--	--	--	--	--

--	--	--	--	--	--	--	--	--	--

Texas Education Agency  
2023-24 Student Information (TAPR)  
WOODLAND ACRES EL (101910110) - GALENA PARK ISD - HARRIS COUNTY

Student Information	Membership				Enrollment			
	Campus		District	State	Campus		District	State
	Count	Percent			Count	Percent		
Bilingual/ESL Education	315	72.1%	42.7%	24.5%	315	71.6%	42.7%	24.4%
Career and Technical Education	0	0.0%	40.4%	26.9%	-	-	-	-
Career and Technical Education (9-12 grades only)	0	0.0%	80.1%	73.3%	-	-	-	-
Gifted and Talented Education	47	10.8%	7.3%	8.5%	47	10.7%	7.3%	8.5%
Special Education	50	11.4%	13.4%	13.9%	53	12.0%	13.4%	14.0%
<b>Students with Disabilities by Type of Primary Disability</b>								
Total Students with Disabilities	50							
Students with Intellectual Disabilities	25	50.0%	48.6%	45.7%				
Students with Physical Disabilities	19	38.0%	14.2%	18.9%				
Students with Autism	*	*	19.4%	16.2%				
Students with Behavioral Disabilities	*	*	17.1%	17.6%				
Students with Non-Categorical Early Childhood	*	*	0.7%	1.7%				
<b>Mobility (2022-23)</b>								
Total Mobile Students	29	8.0%	13.4%	16.1%				
African American	2	0.5%	3.3%	3.4%				
Hispanic	27	7.4%	9.4%	8.5%				
White	0	0.0%	0.4%	3.1%				
American Indian	0	0.0%	0.0%	0.1%				
Asian	0	0.0%	0.1%	0.5%				
Pacific Islander	0	0.0%	0.0%	0.0%				
Two or More Races	0	0.0%	0.2%	0.5%				
Special Ed Students who are Mobile	3	6.3%	14.6%	17.6%				
Count and Percent of EB Students/EL who are Mobile	17	8.5%	12.2%	16.3%				
Count and Percent of Econ Dis Students who are Mobile	24	7.7%	14.0%	18.6%				
<b>Student Attrition (2022-23)</b>								
Total Student Attrition	33	9.1%	14.8%	18.1%				

Student Information	Non-Special Education Rates			Special Education Rates		
	Campus	District	State	Campus	District	State
<b>Retention Rates by Grade</b>						
Kindergarten	5.8%	2.8%	1.3%	0.0%	2.7%	3.9%
Grade 1	3.1%	7.2%	2.1%	0.0%	4.1%	3.3%
Grade 2	7.5%	4.7%	1.3%	0.0%	2.9%	1.6%
Grade 3	1.9%	2.0%	0.7%	7.7%	1.7%	0.7%

Texas Education Agency  
 2023-24 Student Information (TAPR)  
 WOODLAND ACRES EL (101910110) - GALENA PARK ISD - HARRIS COUNTY


Student Information	Non-Special Education Rates			Special Education Rates		
	Campus	District	State	Campus	District	State
Grade 4	3.5%	0.8%	0.4%	0.0%	0.4%	0.5%
Grade 5	0.0%	0.4%	0.2%	0.0%	0.4%	0.3%

Class Size Averages by Grade and Subject  
 (Derived from teacher responsibility records):

Class Size Information	Campus	District	State
Elementary			
Kindergarten	21.0	19.6	18.4
Grade 1	19.0	19.1	18.8
Grade 2	20.3	18.2	19.1
Grade 3	18.7	18.2	19.4
Grade 4	21.5	17.9	19.4
Grade 5	16.5	17.7	20.9

Texas Education Agency  
 2023-24 Staff Information (TAPR)  
 WOODLAND ACRES EL (101910110) - GALENA PARK ISD - HARRIS COUNTY

Staff Information	Campus		District	State
	Count/Average	Percent		
Total Staff	47.4	100.0%	100.0%	100.0%
Professional Staff	39.6	83.5%	59.4%	63.9%
Teachers	31.6	66.6%	42.7%	48.3%
Professional Support	6.0	12.6%	12.4%	11.1%
Campus Administration (School Leadership)	2.0	4.2%	2.7%	3.3%
Educational Aides	7.8	16.5%	9.6%	11.4%
Librarians and Counselors (Headcount)				
Full-time Librarians	1.0	n/a	20.0	4,187.0
Part-time Librarians	0.0	n/a	1.0	651.0
Full-time Counselors	1.0	n/a	45.0	13,870.0
Part-time Counselors	0.0	n/a	1.0	1,172.0
Total Minority Staff	42.4	89.5%	82.9%	54.4%
Teachers by Ethnicity				
African American	3.9	12.3%	30.7%	12.6%
Hispanic	21.8	68.9%	43.9%	30.1%
White	4.0	12.5%	19.8%	53.4%
American Indian	0.0	0.0%	0.4%	0.3%
Asian	2.0	6B*	d 1 J1 j D	d 0 J j 531.36 294.19 0.14 13.1 re B* D d 1 J1 j 0.000 0.00C



Texas Education Agency  
2023-24 Staff Information (TAPR)

2023-24 Staff Information (TAPR)			

--	--	--	--

--	--	--	--



Texas Education Agency  
2023-24 Staff Information (TAPR)  
WOODLAND ACRES EL (101910110) - GALENA PARK ISD - HARRIS COUNTY

Link to: [PEIMS Financial Standard Reports 2022-23 Financial Actual Report](#)  
(To open link in a new window, press the "Ctrl" key and click on the link.)