

2021-22 Texas Academic Performance Report (TAPR)

District Name: GALENA PARK ISD

Campus Name: DR SHIRLEY J WILLIAMSON EL

Campus Number: 101910115

2022 Accountability Rating: B

Distinction Designations:

Academic Achievement in ELA/Reading

Top 25 Percent: Comparative Closing the Gaps

Postsecondary Readiness

This page is intentionally blank.

Texas Education Agency
 2021-22 STAAR Performance (TAPR)
 DR SHIRLEY J WILLIAMSON EL (101910115) - GALENA PARK ISD - HARRIS COUNTY

	School Year	State	District	Campus	African American	Hispanic	White	American Indian	Asian	Pacific Islander	Two or More Races	Special Ed (Current)	Special Ed (Former)	Continuously Enrolled	Non-Continuously Enrolled	Econ Disadv	EB fEL (Current & Monitored)
STAAR Performance Rates by Tested Grade, Subject, and Performance Level																	
Grade 3 Reading																	
At Approaches Grade Level or Above	2022	76%	74%	63%	67%	56%	-	-	*	-	*	55%	-	62%	64%	58%	58%
	2021	67%	58%	69%	68%	66%	*	-	71%	-	*	11%	*	65%	78%	67%	57%
At Meets Grade Level or Above	2022	51%	42%	37%	35%	39%	-	-	*	-	*	27%	-	36%	40%	30%	42%
	2021	39%	27%	31%	29%	24%	*	-	71%	-	*	11%	*	22%	43%	21%	29%
At Meets or Exceeds Grade Level	2022	21%	21%	19%	21%	17%	-	-	*	-	*	0%	-	11%	24%	14%	21%
	2021	12%	12%	13%	12%	2%	*	-	71%	-	*	0%	*	26%	7%	14%	14%

Grade 3 Mathematics
 At AnB* [0 d 1914 g 0.0e or Above

Texas Education Agency
2021-22 STAAR Performance (TAPR)
DR SHIRLEY J WILLIAMSON EL (101910115) - GALENA PARK ISD - HARRIS COUNTY

School Year	State	District																	



Texas Education Agency
2021-22 Progress (TAPR)
DR SHIRLEY J WILLIAMSON EL (101910115) - GALENA PARK ISD - HARRIS COUNTY

Due to the cancellation of spring 2020 STAAR, 2022 and 2019 progress data are shown.




	School Year																		



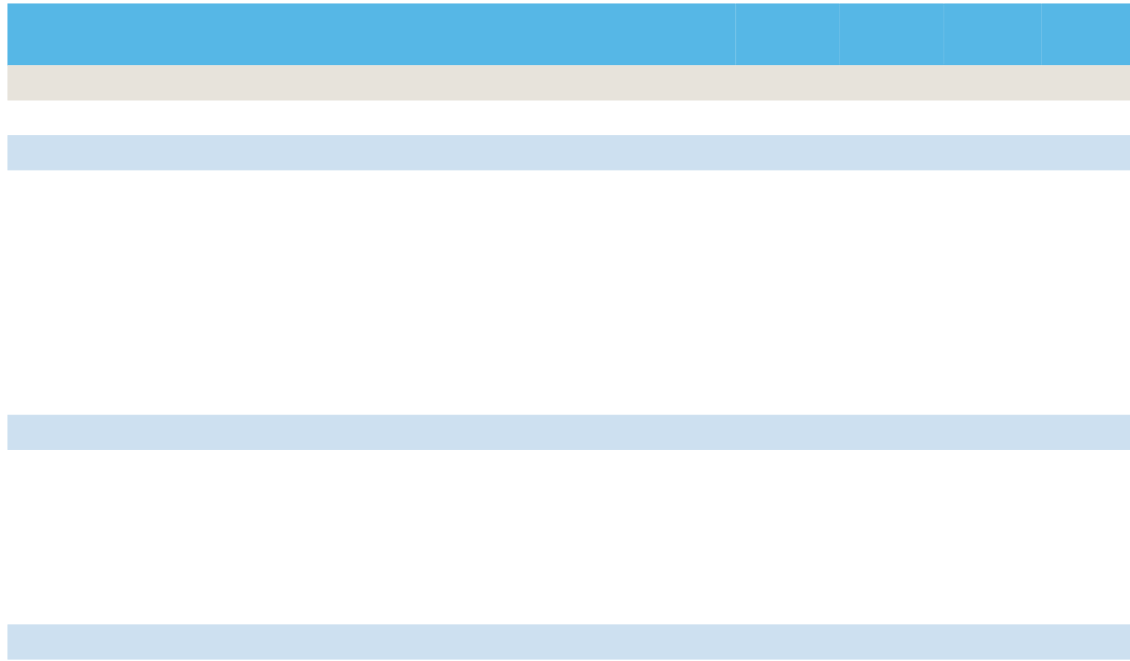


Texas Education Agency
 2021-22 Attendance, Graduation, and Dropout Rates (TAPR)
 DR SHIRLEY J WILLIAMSON EL (101910115) - GALENA PARK ISD - HARRIS COUNTY

	State	District	Campus	African American	Hispanic	White	American Indian	Asian	Pacific Islander	Two or More Races	Special Ed	Econ Disadv	EB/EL
Attendance Rate													
2020-21	95.0%	96.7%	97.4%	96.8%	97.9%	97.1%	* 99.0%	-	97.4%	97.5%	97.0%	98.4%	
2019-20	98.3%	98.4%	98.6%	98.5%	98.8%	97.9%	* 99.3%	-	98.1%	98.3%	98.4%	98.5%	
Chronic Absenteeism													
2020-21	15.0%	9.5%	8.2%	10.5%	6.0%	16.7%	* 0.0%	-	16.7%				







There is no data for this campus.

Texas Education Agency
2021-22 CCMR-Related Indicators (TAPR)
DR SHIRLEY J WILLIAMSON EL (101910115) - GALENA PARK ISD - HARRIS COUNTY

There is no data for this campus.

Texas Education Agency
2021-22 Other Postsecondary Indicators (TAPR)
DR SHIRLEY J WILLIAMSON EL (101910115) - GALENA PARK ISD - HARRIS COUNTY

There is no data for this campus.

Texas Education Agency
 2021-22 Student Information (TAPR)
 DR SHIRLEY J WILLIAMSON EL (101910115) - GALENA PARK ISD - HARRIS COUNTY

Student Information	--Non-Special Education Rates--			---Special Education Rates---		
	Campus	District	State	Campus	District	State
Retention Rates by Grade:						
Kindergarten	2.9%	5.1%	1.9%	0.0%	3.8%	5.2%
Grade 1	3.0%	8.9%	2.9%	0.0%	9.9%	4.2%
Grade 2	7.3%	4.9%	1.7%	0.0%	5.1%	2.2%
Grade 3	1.3%	3.2%	1.0%	0.0%	0.0%	1.0%
Grade 4	0.0%	1.8%	0.7%	0.0%	1.5%	0.7%
Grade 5	3.4%	1.0%	0.5%	0.0%	0.5%	0.7%
Grade 6	-	0.1%	0.6%	-	0.0%	0.6%
Grade 7	-	0.2%	0.7%	-	0.0%	0.7%
Grade 8	-	0.3%	0.6%	-	1.1%	0.8%
Grade 9	-	0.7%	10.5%	-	1.0%	14.1%

Class Size Averages by Grade and Subject
 (Derived from teacher responsibility records):

Class Size Information	Campus	District	State
Elementary:			
Kindergarten	17.8	21.7	18.7
Grade 1	17.8	18.0	18.7
Grade 2	17.9	16.9	18.6
Grade 3	18.9	17.6	18.7
Grade 4	20.8	17.8	18.8
Grade 5	21.0	17.5	20.2
Grade 6	-	18.9	19.2
Secondary:			
English/Language Arts	-	16.1	16.3
Foreign Languages	-	22.6	18.4
Mathematics	-	17.4	17.5
Science	-	19.3	18.5
Social Studies	-	19.8	19.1

Texas Education Agency
2021-22 Staff Information (TAPR)
DR SHIRLEY J WILLIAMSON EL (101910115) - GALENA PARK ISD - HARRIS COUNTY

		----- Campus -----			
Staff Information					

Texas Education Agency
 2021-22 Staff Information (TAPR)
 DR SHIRLEY J WILLIAMSON EL (101910115) - GALENA PARK ISD - HARRIS COUNTY

Program Information	----- Campus -----		District	State
	Count	Percent		
Special Education	5.0	11.6%	8.2%	9.6%
Other	0.0	0.0%	1.1%	3.5%

- Indicates there are no students in the group.
- * Indicates results are masked due to small numbers to protect student confidentiality.
- ** When only one student disability or assessment group is masked, then the second smallest student disability or assessment group is masked regardless of size.
- n/a Indicates data reporting is not applicable for this group.
- ? Indicates that the data for this item were statistically improbable or were reported outside a reasonable range.

Link to: [PEIMS Financial Standard Reports 2020-21 Financial Actual Report](#)
 (To open link in a new window, press the "Ctrl" key and click on the link.)