


# 2021-22 Texas Academic Performance Report (TAPR)

District Name: GALENA PARK ISD

Campus Name: GREtatGRcYa26Tf G GRELBT /TT3 12 Tf 142.99 409.1 T376.042.9x 1ISD ISD

This page is intentionally blank.







Agency  
Performance (TAPR)  
PARK ISD - HARRIS COUNTY

Asian	Pacific Islander	Two or More Races	Special Ed (Current)	Special Ed (Former)				
-------	------------------	-------------------	----------------------	---------------------	--	--	--	--



Texas Education Agency  
 2021-22 Progress (TAPR)  
 GREEN VALLEY EL (101910105) - GALENA PARK ISD - HARRIS COUNTY

Due to the cancellation of spring 2020 STAAR, 2022 and 2019 progress data are shown.

	School Year	State	District	Campus	African American	Hispanic	White	American Indian	Asian	Pacific Islander	Two or More Races	Special Ed (Current)	Special Ed (Former)	Continuously Enrolled	Non-Continuously Enrolled	Econ Disadv	EB/EL (Current & Monitored)
School Progress Domain - Academic Growth Score by Grade and Subject																	
Grade 4 ELA/Reading	2022	77	79	70	62	73											

Texas Education Agency  
 2021-22 Bilingual Education/English as a Second Language (Current EB Students/EL) (TAPR)  
 GREEN VALLEY EL (101910105) - GALENA PARK ISD - HARRIS COUNTY


Due to the cancellation of spring 2020 STAAR, 2022 and 2019 School progress and STAAR progress measure data are shown.

	School Year	State	District	Campus	Total Bilingual Education	BE-Trans Early Exit	BE-Trans Late Exit	BE-Dual Two-Way	BE-Dual One-Way	ALP Bilingual (Exception)	Total ESL	ESL Content-Based	ESL Pull-Out	ALP ESL (Waiver)	EB/EL with Parental Denial	Never EB/EL	Total EB/EL (Current)	Monitored & Former EB/EL
--	-------------	-------	----------	--------	---------------------------	---------------------	--------------------	-----------------	-----------------	---------------------------	-----------	-------------------	--------------	------------------	----------------------------	-------------	-----------------------	--------------------------

STAAR Performance Rate by Subject and Performance Level

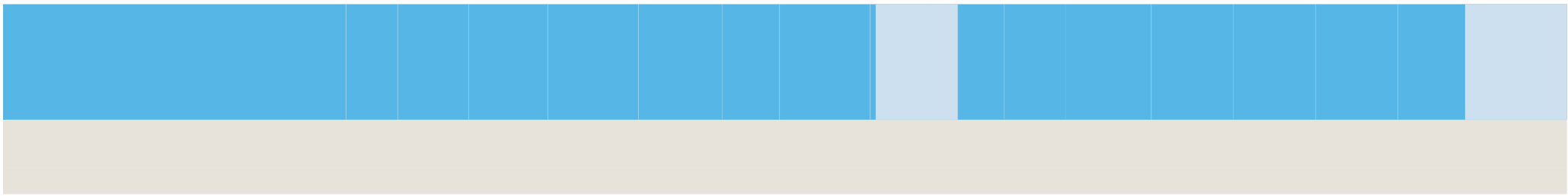
All Grades All Subjects

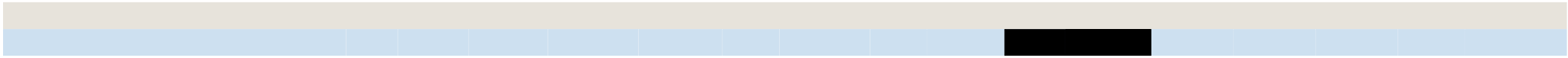
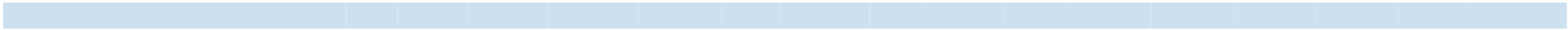
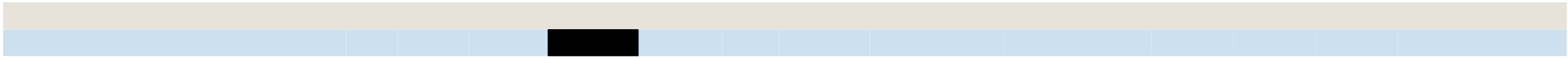


--











Texas Education Agency  
2021-22 STAAR Participation (TAPR)  
GREEN VALLEY EL (101910105) - GALENA PARK ISD - HARRIS COUNTY

Campus	State	District	Campus	African American	Hispanic	White	American Indian	Asian	Pacific Islander	Two or More Races						











Texas Education Agency  
2021-22 College, Career, and Military Readiness (CCMR) (TAPR)  
GREEN VALLEY EL (101910105) - GALENA PARK ISD - HARRIS COUNTY

There is no data for this campus.

Texas Education Agency  
2021-22 CCMR-Related Indicators (TAPR)  
GREEN VALLEY EL (101910105) - GALENA PARK ISD - HARRIS COUNTY

There is no data for this campus.

Texas Education Agency  
2021-22 Other Postsecondary Indicators (TAPR)  
GREEN VALLEY EL (101910105) - GALENA PARK ISD - HARRIS COUNTY

There is no data for this campus.

--	--	--	--	--	--	--	--

--	--	--	--	--	--	--	--

--	--	--	--	--	--	--	--

--	--	--	--	--	--	--	--

--	--	--	--	--	--	--	--

--	--	--	--	--	--	--	--

Texas Education Agency  
 2021-22 Student Information (TAPR)  
 GREEN VALLEY EL (101910105) - GALENA PARK ISD - HARRIS COUNTY

Student Information	Membership				Enrollment			
	Campus		District	State	Campus		District	State
	Count	Percent			Count	Percent		
Students w/ Disciplinary Placements (2020-21)	0	0.0%	0.3%	0.6%				
Students w/ Dyslexia	14	2.2%	2.5%	5.0%	14	2.2%	2.5%	5.0%
Foster Care	0	0.0%	0.1%	0.3%	0	0.0%	0.1%	0.3%
Homeless	9	1.4%	0.9%	1.1%	9	1.4%	0.9%	1.1%
Immigrant	31	4.9%	2.6%	2.0%	31	4.9%	2.6%	2.0%
Migrant	1	0.2%	0.2%	0.3%	1	0.2%	0.2%	0.3%
Title I	635	100.0%	100.0%	64.3%	636	100.0%	100.0%	64.3%
Military Connected	0	0.0%	0.4%	3.3%	0	0.0%	0.4%	3.3%
At-Risk	459	72.3%	74.2%	53.5%	459	72.2%	74.1%	53.5%
Students by Instructional Program:								
Bilingual/ESL Education	233	36.7%						




Texas Education Agency  
 2021-22 Student Information (TAPR)  
 GREEN VALLEY EL (101910105) - GALENA PARK ISD - HARRIS COUNTY

Student Information	--Non-Special Education Rates--			---Special Education Rates---		
	Campus	District	State	Campus	District	State

Texas Education Agency  
 2021-22 Staff Information (TAPR)  
 GREEN VALLEY EL (101910105) - GALENA PARK ISD - HARRIS COUNTY

Staff Information	----- Campus -----			
	Count/Average	Percent	District	State
Total Staff	70.3	100.0%	100.0%	100.0%
Professional Staff:	58.6	83.3%	60.5%	64.1%



Texas Education Agency  
2021-22 Staff Information (TAPR)  
GREEN VALLEY EL (101910105) - GALENA PARK ISD - HARRIS COUNTY

	----- Campus -----		District	State
Staff Information	Count/Average	Percent	District	State
Over 30 Years Experience	2.0	4.4%	2.6%	2.9%
Number of Students per Teacher	13.9	n/a	15.3	14.6

Staff Information	Campus	District	State
Experience of Campus Leadership:			
Average Years Experience of Principals	17.5	8.2	6.3
Average Years Experience of Principals with District	11.5	7.4	5.4
Average Years Experience of Assistant Principals	5.0	6.5	5.5
Average Years Experience of Assistant Principals with District	5.0	5.8	4.8
Average Years Experience of Teachers:			
Average Years Experience of Teachers	10.6	10.5	11.1
Average Years Experience of Teachers with District:	7.4	8.2	7.2
Average Teacher Salary by Years of Experience (regular duties only):			
Beginning Teachers	\$48,909	\$44,145	\$51,054
1-5 Years Experience	\$61,538	\$61,573	\$54,577
6-10 Years Experience	\$63,250	\$62,853	\$57,746
11-20 Years Experience	\$65,243	\$65,372	\$61,377
21-30 Years Experience	\$69,550	\$69,734	\$65,949
Over 30 Years Experience	\$54,446	\$73,409	\$71,111
Average Actual Salaries (regular duties only):			
Teachers	\$62,504	\$62,966	\$58,887
Professional Support	\$63,307	\$73,587	\$69,505
Campus Administration (School Leadership)	\$87,111	\$93,766	\$84,990
Instructional Staff Percent:	n/a	58.2%	64.9%
Contracted Instructional Staff (not incl. above):	0.0	0.0	2,113.6

	----- Campus -----		District	State
Program Information	Count	Percent	District	State
Teachers by Program (population served):				
Bilingual/ESL Education	14.6	32.0%	17.9%	6.2%
Career and Technical Education	0.0	0.0%	7.9%	5.2%
Compensatory Education	0.0	0.0%	0.5%	3.0%
Gifted and Talented Education	3.7	8.1%	0.5%	1.7%
Regular Education	20.4	44.6%	63.9%	70.8%



Texas Education Agency  
2021-22 Staff Information (TAPR)  
GREEN VALLEY EL (101910105) - GALENA PARK ISD - HARRIS COUNTY
