

2021-22 Texas Academic Performance Report (TAPR)

District Name: GALENA PARK ISD

Campus Name: CUNNINGHAM MIDDLE

Campus Number: 101910044

2022 Accountability Rating: B

Distinction Designations:

Academic Achievement in ELA/Reading

Academic Achievement in Mathematics

Top 25 Percent: Comparative Academic Growth

Top 25 Percent: Comparative Closing the Gaps

Postsecondary Readiness


This page is intentionally blank.



22%

Texas Education Agency
2021-22 Progress (TAPR)
CUNNINGHAM MIDDLE (101910044) - GALENA PARK ISD - HARRIS COUNTY

Due to the cancellation of spring 2020 STAAR, 2022 and 2019 progress data are shown.

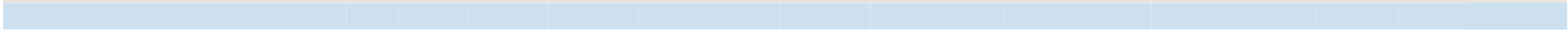
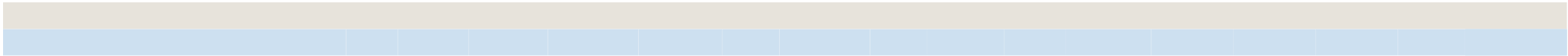
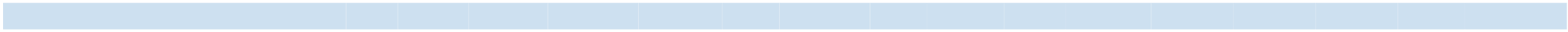


Texas Education Agency
 2021-22 Bilingual Education/English as a Second Language (Current EB Students/EL) (TAPR)
 CUNNINGHAM MIDDLE (101910044) - GALENA PARK ISD - HARRIS COUNTY

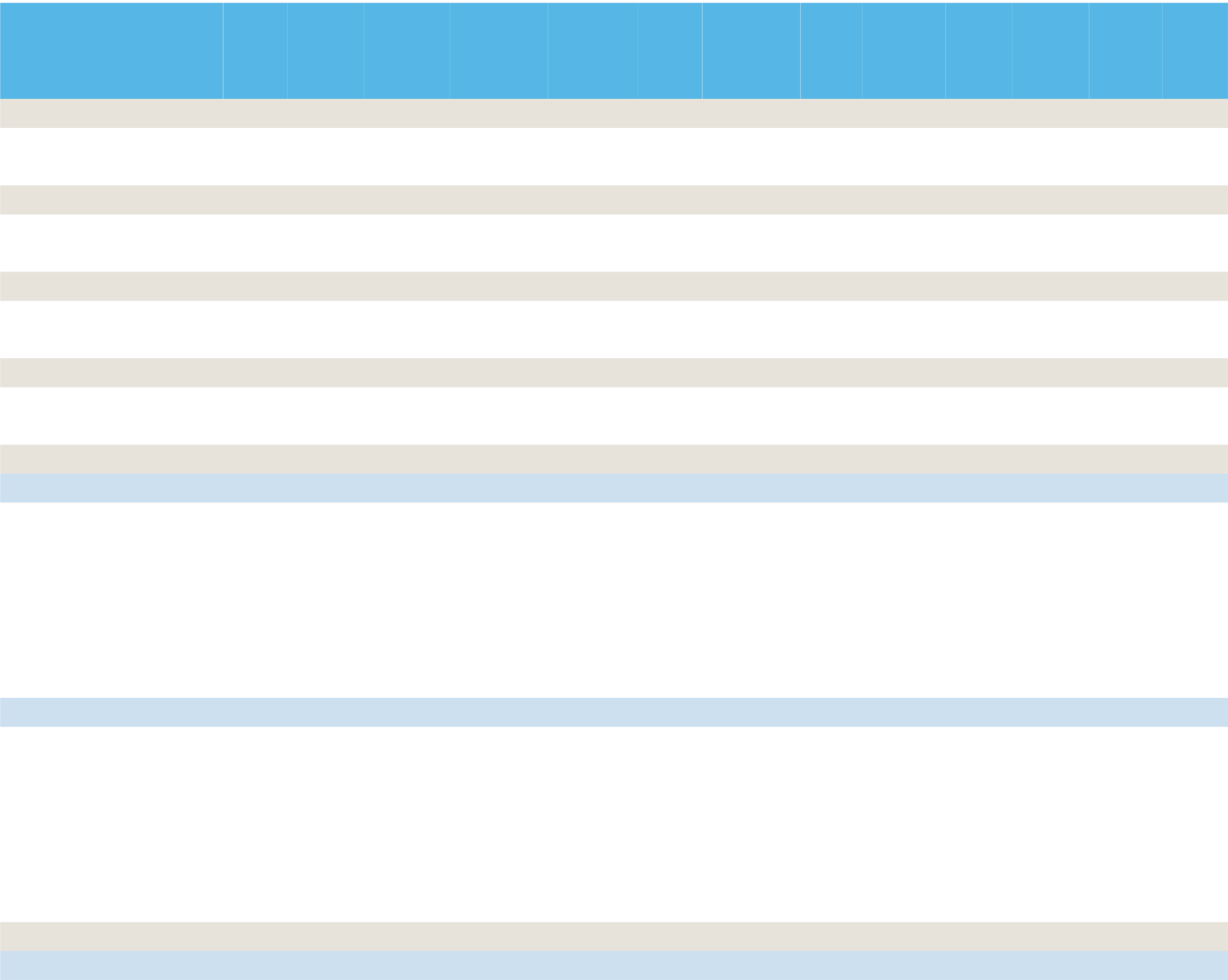
Due to the cancellation of spring 2020 STAAR, 2022 and 2019 School progress and STAAR progress measure data are shown.

| | School Year | State | District | Campus | Total Bilingual Education | BE-Trans Early Exit | BE-Trans Late Exit | BE-Dual Two-Way | BE-Dual One-Way | ALP Bilingual (Exception) | Total ESL | ESL Content-Based | ESL Pull-Out | ALP ESL (Waiver) | EB/EL with Parental Denial | Never EB/EL | Total EB/EL (Current) | Monitored & Former EB/EL |
|--|-------------|-------|----------|--------|---------------------------|---------------------|--------------------|-----------------|-----------------|---------------------------|-----------|-------------------|--------------|------------------|----------------------------|-------------|-----------------------|--------------------------|
|--|-------------|-------|----------|--------|---------------------------|---------------------|--------------------|-----------------|-----------------|---------------------------|-----------|-------------------|--------------|------------------|----------------------------|-------------|-----------------------|--------------------------|





Texas Education Agency
2021-22 Attendance, Graduation, and Dropout Rates (TAPR)





Texas Education Agency
 2021-22 Attendance, Graduation, and Dropout Rates (TAPR)
 CUNNINGHAM MIDDLE (101910044) - GALENA PARK ISD - HARRIS COUNTY

| | State | District | Campus | African American | Hispanic | White | American Indian | Asian | Pacific Islander | Two or More Races | Special Ed | Econ Disadv | EB/EL |
|---------------|-------|----------|--------|------------------|----------|-------|-----------------|-------|------------------|-------------------|------------|-------------|-------|
| Class of 2021 | 81.9% | 85.7% | - | - | - | | | | | | | | |
| | | | | | | | | | | | | | |
| | | | | | | | | | | | | | |
| | | | | | | | | | | | | | |
| | | | | | | | | | | | | | |
| | | | | | | | | | | | | | |

Texas Education Agency
2021-22 College, Career, and Military Readiness (CCMR) (TAPR)
CUNNINGHAM MIDDLE (101910044) - GALENA PARK ISD - HARRIS COUNTY

There is no data for this campus.

Texas Education Agency
2021-22 CCMR-Related Indicators (TAPR)
CUNNINGHAM MIDDLE (101910044) - GALENA PARK ISD - HARRIS COUNTY

There is no data for this campus.

Texas Education Agency
2021-22 Other Postsecondary Indicators (TAPR)
CUNNINGHAM MIDDLE (101910044) - GALENA PARK ISD - HARRIS COUNTY

There is no data for this campus.

Texas Education Agency
2021-22 Student Information (TAPR)

| | | | | | | | |
|------------|------------|------------|------------|------------|------------|------------|------------|
| [Redacted] | | | | [Redacted] | | | |
| [Redacted] | [Redacted] | [Redacted] | [Redacted] | [Redacted] | [Redacted] | [Redacted] | [Redacted] |
| [Redacted] | | | | | | | |
| [Redacted] | | | | | | | |

| | | | | | | | |
|------------|--|--|--|--|--|--|--|
| [Redacted] | | | | | | | |
|------------|--|--|--|--|--|--|--|

| | | | | | | | |
|------------|--|--|--|--|--|--|--|
| [Redacted] | | | | | | | |
|------------|--|--|--|--|--|--|--|

| | | | | | | | |
|------------|--|--|--|--|--|--|--|
| [Redacted] | | | | | | | |
|------------|--|--|--|--|--|--|--|



Texas Education Agency
2021-22 Student Information (TAPR)

The table consists of two main horizontal sections. The upper section is a blue header with a grid of 6 columns and 2 rows. The lower section is a solid tan footer bar.

| [Redacted] | | | | | |
|------------|------------|------------|------------|------------|------------|
| [Redacted] | [Redacted] | [Redacted] | [Redacted] | [Redacted] | [Redacted] |
| [Redacted] | | | | | |

(PR)
 RK ISD - HARRIS COUNTY

| Percent | District | State |
|---------|----------|----------|
| 100.0% | 100.0% | 100.0% |
| 93.1% | 60.5% | 64.1% |
| 79.8% | 43.4% | 49.3% |
| 8.4% | 12.6% | 10.7% |
| 4.8% | 2.8% | 2.9% |
| 6.9% | 7.9% | 11.1% |
| n/a | 19.0 | 4,194.0 |
| n/a | 2.0 | 607.0 |
| n/a | 49.0 | 13,550.0 |
| n/a | 0.0 | 1,176.0 |

85.6% 80.0% 52.0.894 rg 0.808 0.855 0.894 RG 0.14 w []0 d 1 J 1 j []0

Texas Education Agency
2021-22 Staff Information (TAPR)
CUNNINGHAM MIDDLE (101910044) - GALENA PARK ISD - HARRIS COUNTY

| | ----- Campus ----- | | District | State |
|--------------------------------|--------------------|---------|----------|-------|
| Staff Information | Count/Average | Percent | | |
| Over 30 Years Experience | 0.0 | 0.0% | 2.6% | 2.9% |
| Number of Students per Teacher | 14.9 | n/a | 15.3 | 14.6 |

| Staff Information | Campus | District | State |
|----------------------------------------------------------------------|----------|----------|----------|
| Experience of Campus Leadership: | | | |
| Average Years Experience of Principals | 8.0 | 8.2 | 6.3 |
| Average Years Experience of Principals with District | 8.0 | 7.4 | 5.4 |
| Average Years Experience of Assistant Principals | 8.7 | 6.5 | 5.5 |
| Average Years Experience of Assistant Principals with District | 5.0 | 5.8 | 4.8 |
| Average Years Experience of Teachers: | | | |
| Average Years Experience of Teachers: | 9.9 | 10.5 | 11.1 |
| Average Years Experience of Teachers with District: | 7.6 | 8.2 | 7.2 |
| Average Teacher Salary by Years of Experience (regular duties only): | | | |
| Beginning Teachers | \$41,633 | \$44,145 | \$51,054 |
| 1-5 Years Experience | \$62,002 | \$61,573 | \$54,577 |
| 6-10 Years Experience | \$61,480 | \$62,853 | \$57,746 |
| 11-20 Years Experience | \$65,361 | \$65,372 | \$61,377 |
| 21-30 Years Experience | \$69,975 | \$69,734 | \$65,949 |
| Over 30 Years Experience | - | \$73,409 | \$71,111 |
| Average Actual Salaries (regular duties only): | | | |
| Teachers | \$62,438 | \$62,966 | \$58,887 |
| Professional Support | \$73,545 | \$73,587 | \$69,505 |
| Campus Administration (School Leadership) | \$95,854 | \$93,766 | \$84,990 |
| Instructional Staff Percent: | n/a | 58.2% | 64.9% |
| Contracted Instructional Staff (not incl. above): | 0.0 | 0.0 | 2,113.6 |

Texas Education Agency
 2021-22 Staff Information (TAPR)
 CUNNINGHAM MIDDLE (101910044) - GALENA PARK ISD - HARRIS COUNTY

| Program Information | ----- Campus ----- | | District | State |
|---------------------|--------------------|---------|----------|-------|
| | Count | Percent | | |
| Special Education | 4.7 | 7.0% | 8.2% | 9.6% |
| Other | 0.0 | 0.0% | 1.1% | 3.5% |

- Indicates there are no students in the group.
- * Indicates results are masked due to small numbers to protect student confidentiality.
- ** When only one student disability or assessment group is masked, then the second smallest student disability or assessment group is masked regardless of size.
- n/a Indicates data reporting is not applicable for this group.
- ? Indicates that the data for this item were statistically improbable or were reported outside a reasonable range.

Link to: [PEIMS Financial Standard Reports 2020-21 Financial Actual Report](#)
 (To open link in a new window, press the "Ctrl" key and click on the link.)