

2021-22 Texas Academic Performance Report (TAPR)

District Name: GALENA PARK ISD

Campus Name: CLOVERLEAF EL


Campus Number: 101910102

2022 Accountability Rating: B

Distinction Designations:

Academic Achievement in Mathematics

This page is intentionally blank.



Texas Education Agency
2021-22 STAAR Performance (TAPR)
CLOVERLEAF EL (101910102) - GALENA PARK ISD - HARRIS COUNTY

School Year	State	District	Campus	African American	Hispanic	White	American Indian	Asian	Pacific Islander								
-------------	-------	----------	--------	------------------	----------	-------	-----------------	-------	------------------	--	--	--	--	--	--	--	--

Texas Education Agency
 2021-22 STAAR Performance (TAPR)
 CLOVERLEAF EL (101910102) - GALENA PARK ISD - HARRIS COUNTY


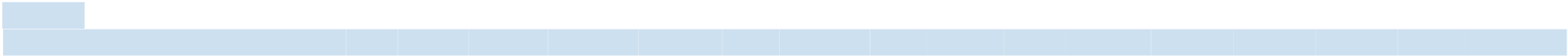

School Year	State	District	Campus	African American	Hispanic	White	American Indian	Asian		Two or More Races	Special Ed (Current)	Special Ed (Former)	Continuously Enrolled	Non-Continu-
-------------	-------	----------	--------	------------------	----------	-------	-----------------	-------	--	-------------------	----------------------	---------------------	-----------------------	--------------



|

Ed

School Year	State	District	Campus	African American	Hispanic	White	American Indian	Asian	Pacific Islander	Two or More	Special Ed (Current)	Special Ed (Former)	Continuously Enrolled	Econ Disadv	EB/EL (Current & Monitored)		
2022	77	79		*	65	**12.09	re B*	0 d-1 J	1 j	0 d-0 J	0 j	494.08	8049.13e	*	63	63	53



Texas Education Agency
 2021-22 Attendance, Graduation, and Dropout Rates (TAPR)
 CLOVERLEAF EL (101910102) - GALENA PARK ISD - HARRIS COUNTY

White

	State	District	Campus	African American	Hispanic	White	American Indian	Asian	Pacific Islander	Two or More Races	Special Ed	Econ Disadv	EB/EL
Class of 2021													

Texas Education Agency
2021-22 College, Career, and Military Readiness (CCMR) (TAPR)
CLOVERLEAF EL (101910102) - GALENA PARK ISD - HARRIS COUNTY

There is no data for this campus.

Texas Education Agency
2021-22 CCMR-Related Indicators (TAPR)
CLOVERLEAF EL (101910102) - GALENA PARK ISD - HARRIS COUNTY

There is no data for this campus.

Texas Education Agency
2021-22 Other Postsecondary Indicators (TAPR)
CLOVERLEAF EL (101910102) - GALENA PARK ISD - HARRIS COUNTY

There is no data for this campus.

Texas Education Agency
2021-22 Student Information (TAPR)

District		State		National	
2021-22	2020-21	2021-22	2020-21	2021-22	2020-21

--	--	--	--	--	--

--	--	--	--	--	--


--	--	--	--	--	--

--	--	--	--	--	--

--	--	--	--	--	--

Texas Education Agency
 2021-22 Student Information (TAPR)
 CLOVERLEAF EL (101910102) - GALENA PARK ISD - HARRIS COUNTY

Student Information	Membership				Enrollment			
	Campus		District	State	Campus		District	State
	Count	Percent			Count	Percent		
Students w/ Disciplinary Placements (2020-21)	0	0.0%	0.3%	0.6%				
Students w/ Dyslexia	13	1.7%	2.5%	5.0%	13	1.7%	2.5%	5.0%
Foster Care	0	0.0%	0.1%	0.3%	0	0.0%	0.1%	0.3%
Homeless	6	0.8%	0.9%	1.1%	6	0.8%	0.9%	1.1%
Immigrant	54	7.1%	2.6%	2.0%	54	7.0%	2.6%	2.0%
Migrant	2	0.3%	0.2%	0.3%	2	0.3%	0.2%	0.3%
Title I	765	100.0%	100.0%	64.3%	766	100.0%	100.0%	64.3%
Military Connected	2	0.3%	0.4%	3.3%	2	0.3%	0.4%	3.3%
At-Risk	716	93.6%	74.2%	53.5%	716	93.5%	74.1%	53.5%
Students by Instructional Program:								
Bilingual/ESL Education	548	71.6%	39.0%	21.9%	548	71.5%	39.0%	21.8%
Gifted and Talented Education	45	5.9%	6.7%	8.0%	45	5.9%	6.7%	8.0%
Special Education	76	9.9%	11.1%	11.6%	77	10.1%	11.2%	11.7%
Students with Disabilities by Type of Primary Disability:								
Total Students with Disabilities	76							
By Type of Primary Disability								
Students with Intellectual Disabilities								



Grade 2

Rate Grade 2 Grade 2

Texas Education Agency
 2021-22 Staff Information (TAPR)
 CLOVERLEAF EL (101910102) - GALENA PARK ISD - HARRIS COUNTY

Staff Information	----- Campus -----		District	State
	Count/Average	Percent		
Total Staff	70.5	100.0%	100.0%	100.0%
Professional Staff:	59.2	84.0%	60.5%	64.1%
Teachers	47.2	67.0%	43.4%	49.3%
Professional Support	9.0	12.8%	12.6%	10.7%
Campus Administration (School Leadership)	3.0	4.3%	2.8%	2.9%
Educational Aides:	11.3	16.0%	7.9%	11.1%
Librarians and Counselors (Headcount):				
Full-time Librarians	0.0	n/a	19.0	4,194.0
Part-time Librarians	0.0	n/a	2.0	607.0
Full-time Counselors	1.0	n/a	49.0	13,550.0
Part-time Counselors	0.0	n/a	0.0	1,176.0
Total Minority Staff:	55.5	78.8%	80.0%	52.1%
Teachers by Ethnicity:				
African American	5.8	12.3%	30.7%	11.2%
Hispanic	30.4	64.4%	40.1%	28.9%
White	10.0	21.2%	22.9%	56.4%
American Indian	0.0	0.0%	0.3%	0.3%
Asian	1.0	2.1%	J 0 j 45	1 re B* []0 d 1 J 1 j []0 d 0 94.06

210%

C

Texas Education Agency
2021-22 Staff Information (TAPR)
CLOVERLEAF EL (101910102) - GALENA PARK ISD - HARRIS COUNTY
