


2022-23 Texas Academic Performance Report (TAPR)

District Name: GALENA PARK ISD

Campus Name: DR SHIRLEY J WILLIAMSON EL

Campus Number: 101910115

This page is intentionally blank.





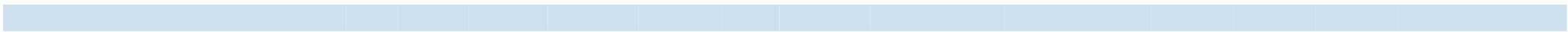
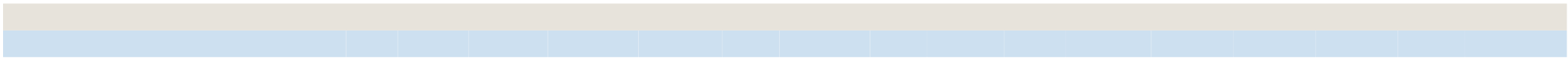
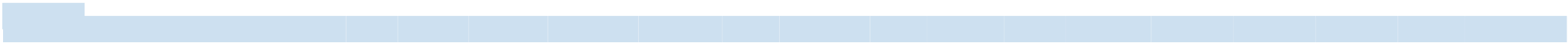



Texas Education Agency
2022-23 STAAR Performance (TAPR)
DR SHIRLEY J WILLIAMSON EL (101910115) - GALENA PARK ISD - HARRIS COUNTY

School Year	State	District	Campus	African American	Hispanic	White	American Indian	Asian	Pacific Islander	Two or More Races	Special Ed (Current)	Special Ed (Former)	Continuously Enrolled	Non-Continuously Enrolled	Econ Disadv	
-------------	-------	----------	--------	------------------	----------	-------	-----------------	-------	------------------	-------------------	----------------------	---------------------	-----------------------	---------------------------	-------------	--

Texas Education Agency
 2022-23 STAAR Participation (TAPR)
 DR SHIRLEY J WILLIAMSON EL (101910115) - GALENA PARK ISD - HARRIS COUNTY

	State	District	Campus	African American	Hispanic	White	American Indian	Asian	Pacific Islander	Two							



Texas Education Agency
 2022-23 STAAR Participation (TAPR)
 DR SHIRLEY J WILLIAMSON EL (101910115) - GALENA PARK ISD - HARRIS COUNTY

	State	District	Campus	African American	Hispanic	White	American Indian	Asian	Pacific Islander	Two or More Races	Special Ed (Current)	Special Ed (Former)	Continuously Enrolled	Non-Continuously Enrolled	Econ Disadv	EB & EL (Current & Monitored)
Not Included in Accountability: Other Exclusions	1%	1%	0%	0%	0%	*	-	*	-	*	0%	*	0%	0%	0%	0%
Not Tested	2%	1%	1%	0%	0%	*	-	*	-	*	0%	*	0%	3%	1%	0%
Absent	1%	1%	0%	0%	0%	*	-	*	-	*	0%	*	0%	0%	0%	0%
Other	0%	0%	1%	0%	0%	*	-	*	-	*	0%	*	0%	3%	1%	0%

Texas Education Agency
 2022-23 Attendance, Graduation, and Dropout Rates (TAPR)
 DR SHIRLEY J WILLIAMSON EL (101910115) - GALENA PARK ISD - HARRIS COUNTY

	State	District	Campus	African American	Hispanic	White	American Indian	Asian	Pacific Islander	Two or More Races	Special Ed	Econ Disadv	EB/EL
Attendance Rate													
2021-22	92.2%	93.0%	93.4%	92.8%	93.8%	94.8%	-	96.2%	-	94.3%	94.0%	92.9%	94.7%
2020-21	95.0%	96.7%	97.4%	96.8%	97.9%	97.1%	*	99.0%	-	97.4%	97.5%	97.0%	98.4%
Chronic Absenteeism													
2021-22	25.7%	21.7%	20.0%	23.1%	18.0%	12.5%	-	11.1%	-	10.0%	16.2%	22.2%	12.7%
2020-21	15.0%	9.5%	8.2%	10.5%	6.0%	16.7%	*	0.0%	-	16.7%	6.9%	9.8%	5.7%
Annual Dropout Rate (Gr 7-8)													
2021-22	0.7%	1.0%	-	-	-	-	-	-	-	-	-	-	-
2020-21	0.9%	0.5%	-	-	-	-	-	-	-	-	-	-	-
Annual Dropout Rate (Gr 9-12)													
2021-22	2.2%	2.7%	-	-	-	-	-	-	-	-	-	-	-
2020-21	2.4%	2.4%	-	-	-	-	-	-	-	-	-	-	-
4-Year Longitudinal Rate (Gr 9-12)													
Class of 2022													
Graduated	89.7%	89.2%	-	-	-	-	-	-	-	-	-	-	-
Received TxCHSE	0.3%	0.1%	-	-	-	-	-	-	-	-	-	-	-
Continued HS	3.5%	2.6%	-	-	-	-	-	-	-	-	-	-	-
Dropped Out	6.4%	8.1%	-	-	-	-	-	-	-	-	-	-	-
Graduates and TxCHSE	90.0%	89.3%	-	-	-	-	-	-	-	-	-	-	-
Graduates, TxCHSE, and Continuers	93.6%	91.9%	-	-	-	-	-	-	-	-	-	-	-
Class of 2021													
Graduated	90.0%	94.0%	-	-	-	-	-	-	-	-	-	-	-
Received TxCHSE	0.3%	0.0%	-	-	-	-	-	-	-	-	-	-	-
Continued HS	3.9%	1.3%	-	-	-	-	-	-	-	-	-	-	-
Dropped Out	5.8%	4.7%	-	-	-	-	-	-	-	-	-	-	-
Graduates and TxCHSE	90.3%	94.0%	-	-	-	-	-	-	-	-	-	-	-
Graduates, TxCHSE, and Continuers	94.2%	95.3%	-	-	-	-	-	-	-	-	-	-	-
5-Year Extended Longitudinal Rate (Gr 9-12)													
Class of 2021													
Graduated	92.2%	94.8%	-	-	-	-	-	-	-	-	-	-	-
Received TxCHSE	0.4%	0.0%	-	-	-	-	-	-	-	-	-	-	-
Continued HS	1.0%	0.4%	-	-	-	-	-	-	-	-	-	-	-
Dropped Out	6.3%	4.8%	-	-	-	-	-	-	-	-	-	-	-
Graduates and TxCHSE	92.7%	94.8%	-	-	-	-	-	-	-	-	-	-	-



Texas Education Agency
2022-23 Attendance, Graduation, and Dropout Rates (TAPR)
DR SHIRLEY J WILLIAMSON EL (101910115) - GALENA PARK ISD - HARRIS COUNTY

	State	District	Campus	African American	Hispanic	White	American Indian	Asian	Pacific Islander	Two			
--	-------	----------	--------	------------------	----------	-------	-----------------	-------	------------------	-----	--	--	--



Texas Education Agency
 2022-23 Graduation Profile (TAPR)
 DR SHIRLEY J WILLIAMSON EL (101910115) - GALENA PARK ISD - HARRIS COUNTY

	Campus Count	Campus Percent	District Count	State Count
Graduatesf(2021-22 Annual Graduates)				
Total Graduates	-	-	1,663	368,686
By Ethnicity:				
African American	-	-	300	45,227
Hispanic	-	-	1,280	191,125
White	-	-	60	103,171
American Indian	-	-	5	1,159
Asian	-	-	12	18,794
Pacific Islander	-	-	2	569
Two or More Races	-	-	4	8,641
By Graduation Type:				
Minimum H.S. Program	-	-	4	433
Recommended H.S. Program/Distinguished Achievement Program	-	-	0	134
Foundation H.S. Program (No Endorsement)	-	-	193	51,023
Foundation H.S. Program (Endorsement)	-	-	93	14,179
Foundation H.S. Program (DLA)	-	-	1,373	302,917
Special Education Graduates				
Special Education Graduates	-	-	159	32,447
Economically Disadvantaged Graduates	-	-	1,410	194,571
Emergent Bilingual (EB)/English Learner (EL) Graduates	-	-	300	40,398
At-Risk Graduates	-	-	1,045	159,689

There is no data for this campus.

There is no data for this campus.

There is no data for this campus.

Texas Education Agency
2022-23 Student Information (TAPR)

DR SHIRLEY J WILLIAMSON EL (101910115) - GALENA PARK ISD - HARRIS COUNTY

Student Information	Membership				Enrollment			
	Campus		District		Campus		District	
	Count	Percent	Count	Percent	Count	Percent	Count	Percent
Students w/ Dyslexia	24	3.6%	2.7%	5.5%	24	3.6%	2.7%	5.5%
Foster Care	3	0.5%	0.2%	0.2%	3	0.5%	0.2%	0.2%
Homeless	6	0.9%	0.8%	1.3%	6	0.9%	0.8%	1.3%
Immigrant	29	4.4%	3.2%	2.2%	29	4.4%	3.2%	2.2%
Migrant	0	0.0%	0.1%	0.3%	0	0.0%	0.1%	0.3%
Title I	660	100.0%	100.0%	64.6%	661	100.0%	100.0%	64.6%
Military Connected	7	1.1%	0.4%	3.6%	7	1.1%	0.4%	3.6%
At-Risk	318	48.2%	71.0%	53.3%	318	48.1%	71.0%	53.3%
Students by Instructional Program:								

--	--	--	--

--	--	--	--

--	--	--	--

Texas Education Agency
2022-23 Staff Information (TAPR)

2022-23 Staff Information (TAPR)	

Texas Education Agency
2022-23 Staff Information (TAPR)
DR SHIRLEY J WILLIAMSON EL (101910115) - GALENA PARK ISD - HARRIS COUNTY

- Indicates there is no data for the item.
- * Indicates results are masked due to small numbers.
- ** When only one student disability or assessment group is masked, then the second smallest student disability or assessment group is masked regardless of size.
- n/a Indicates data reporting is not applicable for this group.
- ? Indicates that the data for this item were statistically improbable or were reported outside a reasonable range.