



2022-23 Texas Academic Performance Report (TAPR)

District Name: GALENA PARK ISD

Campus Name: WOODLAND ACRES EL

Campus Number: 101910110

This page is intentionally blank.



Texas Education Agency
 2022-23 STAAR Performance (TAPR)
 WOODLAND ACRES EL (101910110) - GALENA PARK ISD - HARRIS COUNTY

	School Year	State	District	Campus	African American	Hispanic	White	American Indian	Asian	Pacific Islander	Two or More Races	Special Ed (Current)	Special Ed (Former)	Continuously Enrolled	Non-Continuously Enrolled	Econ Disadv	EB & EL (Current & Monitored)
At Meets Grade Level or Above	2023	53%	49%	56%	80%	55%	67%	-	*	-	-	9%	25%	58%	43%	49%	47%
	2022	53%	47%	58%	83%	58%	50%	-	*	-	-	19%	60%	60%	46%	50%	54%
At Masters Grade Level	2023	20%	16%	27%	60%	26%	33%	-	*	-	-	0%	13%	28%	21%	20%	20%
	2022	25%	19%	34%	67%	34%	17%	-	*	-	-	5%	0%	34%	38%	28%	30%
All Grades Mathematics																	

Texas Education Agency
2022-23 STAAR Performance (TAPR)
WOODLAND ACRES EL (101910110) - GALENA PARK ISD - HARRIS COUNTY


School Year	State	District	Campus	African American	Hispanic	White	American Indian	Asian	Pacific Islander	Two or More Races	Special Ed (Current)	Special Ed (Former)	
-------------	-------	----------	--------	------------------	----------	-------	-----------------	-------	------------------	-------------------	----------------------	---------------------	--



Texas Education Agency
 2022-23 Bilingual Education/English as a Second Language (Current EB Students/EL) (TAPR)
 WOODLAND ACRES EL (101910110) - GALENA PARK ISD - HARRIS COUNTY

	School Year	State	District	Campus	Total Bilingual Education	BE-Trans Early Exit	BE-Trans Late Exit	BE-Dual Two-Way	BE-Dual One-Way	ALP Bilingual (Exception)	Total ESL	ESL Content-Based	ESL Pull-Out	ALP ESL (Waiver)	EB/EL with Parental Denial	Never EB/EL		
--	-------------	-------	----------	--------	---------------------------	---------------------	--------------------	-----------------	-----------------	---------------------------	-----------	-------------------	--------------	------------------	----------------------------	-------------	--	--





Texas Education Agency
 2022-23 STAAR Participation (TAPR)
 WOODLAND ACRES EL (101910110) - GALENA PARK ISD - HARRIS COUNTY

	State	District	Campus	African American	Hispanic	White	American Indian	Asian	Pacific Islander	Two or More Races	Special Ed (Current)	Special Ed (Former)	Continuously Enrolled	Non-Continuously Enrolled	Econ Disadv	EB & EL (Current & Monitored)
Not Included in Accountability: Other Exclusions	1%	1%	0%	*	0%	*	-	*	-	-	0%	*	0%	0%	0%	0%
Not Tested	2%	1%	0%	*	0%	*	-	*	-	-	0%	*	0%	0%	0%	0%
Absent	1%	1%	0%	*	0%	*	-	*	-	-	0%	*	0%	0%	0%	0%
Other	0%	0%	0%	*	0%	*	-	*	-	-	0%	*	0%	0%	0%	0%

* Indicates results are masked due to small numbers to protect student confidentiality.
 - Indicates there are no students in the group.



Texas Education Agency
 2022-23 Attendance, Graduation, and Dropout Rates (TAPR)
 WOODLAND ACRES EL (101910110) - GALENA PARK ISD - HARRIS COUNTY

	State	District	Campus	African American	Hispanic	White	American Indian	Asian	Pacific Islander	Two or More Races	Special Ed	Econ Disadv	EB/EL
Class of 2022	84.3%	84.6%	-	-	-	-	-	-	-	-	-	-	-

Texas Education Agency
 2022-23 Graduation Profile (TAPR)
 WOODLAND ACRES EL (101910110) - GALENA PARK ISD - HARRIS COUNTY

	Campus Count	Campus Percent	District Count	State Count
Graduatesf(2021-22 Annual Graduates)				
Total Graduates	-	-	1,663	368,686
By Ethnicity:				
African American	-	-	300	45,227
Hispanic	-	-	1,280	191,125
White	-	-	60	103,171
American Indian	-	-	5	1,159
Asian	-	-	12	18,794
Pacific Islander	-	-	2	569
Two or More Races	-	-	4	8,641
By Graduation Type641				





Texas Education Agency
 2022-23 Student Information (TAPR)
 WOODLAND ACRES EL (101910110) - GALENA PARK ISD - HARRIS COUNTY

Student Information	--Non-Special Education Rates--			---Special Education Rates---		
	Campus	District	State	Campus	District	State
Retention Rates by Grade:						
Kindergarten	0.0%	2.8%	1.5%	25.0%	6.0%	4.5%
Grade 1	2.0%	7.3%	2.5%	28.6%	10.5%	3.6%
Grade 2	5.7%	5.6%	1.6%	20.0%	6.8%	2.0%
Grade 3	5.4%	2.7%	0.8%	0.0%	2.5%	0.9%
Grade 4	4.0%	1.6%	0.5%	16.7%	1.4%	0.5%
Grade 5	0.0%	0.5%	0.3%	0.0%	0.0%	0.4%
Grade 6	-	0.2%	0.3%	-	1.1%	0.4%
Grade 7	-	0.4%	0.4%	-	0.5%	0.5%
Grade 8	-	0.4%	0.4%	-	0.0%	0.5%
Grade 9	-	0.7%	8.7%	-	1.2%	12.6%

Class Size Averages by Grade and Subject
 (Derived from teacher responsibility records):

Class Size Information	Campus	District	State
Elementary:			
Kindergarten	17.1	21.4	18.7
Grade 1	22.0	19.3	19.1
Grade 2	21.0	17.6	19.1
Grade 3	21.1	18.2	19.3
Grade 4	18.1	18.0	19.4
Grade 5	23.3	17.3	20.8
Grade 6	-	21.3	19.2
Secondary:			
English/Language Arts	-	15.5	16.2
Foreign Languages	-	21.6	18.8
Mathematics	-	17.1	17.5
Science	-	19.0	18.5
Social Studies	-	19.3	18.9

--	--	--	--

Texas Education Agency
2022-23 Staff Information (TAPR)
WOODLAND ACRES EL (101910110) - GALENA PARK ISD - HARRIS COUNTY

Staff Information	----- Campus -----		District	State
	Count/Average	Percent		
Number of Students per Teacher	14.3	n/a	15.0	14.8

Staff Information	Campus	District	State
Experience of Campus Leadership:			
Average Years Experience of Principals	6.0	8.6	6.1
Average Years Experience of Principals with District	6.0	7.8	5.3
Average Years Experience of Assistant Principals	6.0	6.9	5.2
Average Years Experience of Assistant Principals with District	6.0	5.8	4.4
Average Years Experience of Teachers:			
Average Years Experience of Teachers	11.5	10.3	11.0
Average Years Experience of Teachers with District:	9.8	7.9	6.9
Average Teacher Salary by Years of Experience (regular duties only):			
Beginning Teachers	\$62,750	\$53,746	\$53,300
1-5 Years Experience	\$63,750	\$63,204	\$56,516
6-10 Years Experience	\$65,150	\$65,100	\$59,732
11-20 Years Experience	\$67,890	\$68,016	\$63,389
21-30 Years Experience	\$70,590	\$72,193	\$67,876
Over 30 Years Experience	\$76,970	\$76,125	\$72,560
Average Actual Salaries (regular duties only):			
Teachers	\$66,673	\$65,136	\$60,717
Professional Support	\$71,125	\$76,015	\$72,022
Campus Administration (School Leadership)	\$95,382	\$97,321	\$85,167
Instructional Staff Percent:			
Instructional Staff Percent:	n/a	59.4%	65.1%
Contracted Instructional Staff (not incl. above):			
Contracted Instructional Staff (not incl. above):	0.0	0.0	2,105.4

Program Information	---- Campus ----		District	State
	Count	Percent		
Teachers by Program (population served):				
Bilingual/ESL Education	15.8	51.1%	18.2%	5.9%
Career and Technical Education	0.0	0.0%	8.2%	5.4%
Compensatory Education	0.0	0.0%	0.4%	3.2%
Gifted and Talented Education	0.0	0.0%	1.3%	1.7%
Regular Education	15.2	48.9%	61.6%	70.6%
Special Education	0.0	0.0%	8.6%	9.7%
Other	0.0	0.0%	1.7%	3.5%

Texas Education Agency
2022-23 Staff Information (TAPR)
WOODLAND ACRES EL (101910110) - GALENA PARK ISD - HARRIS COUNTY

- Indicates there is no data for the item.
- * Indicates results are masked due to small numbers.
- ** When only one student disability or assessment group is TTexas, then the second smallest student disability or assessment group is TTexas regardless of size.
- n/a Indicates data reporting is not applicable for this group.
- ? Indicates that the data for this item were statistically improbable or were reported outside a reasonable range.