

2022-23 Texas Academic Performance Report (TAPR)

District Name: GALENA PARK ISD

Campus Name: MACARTHUR EL

Campus Number: 101910107

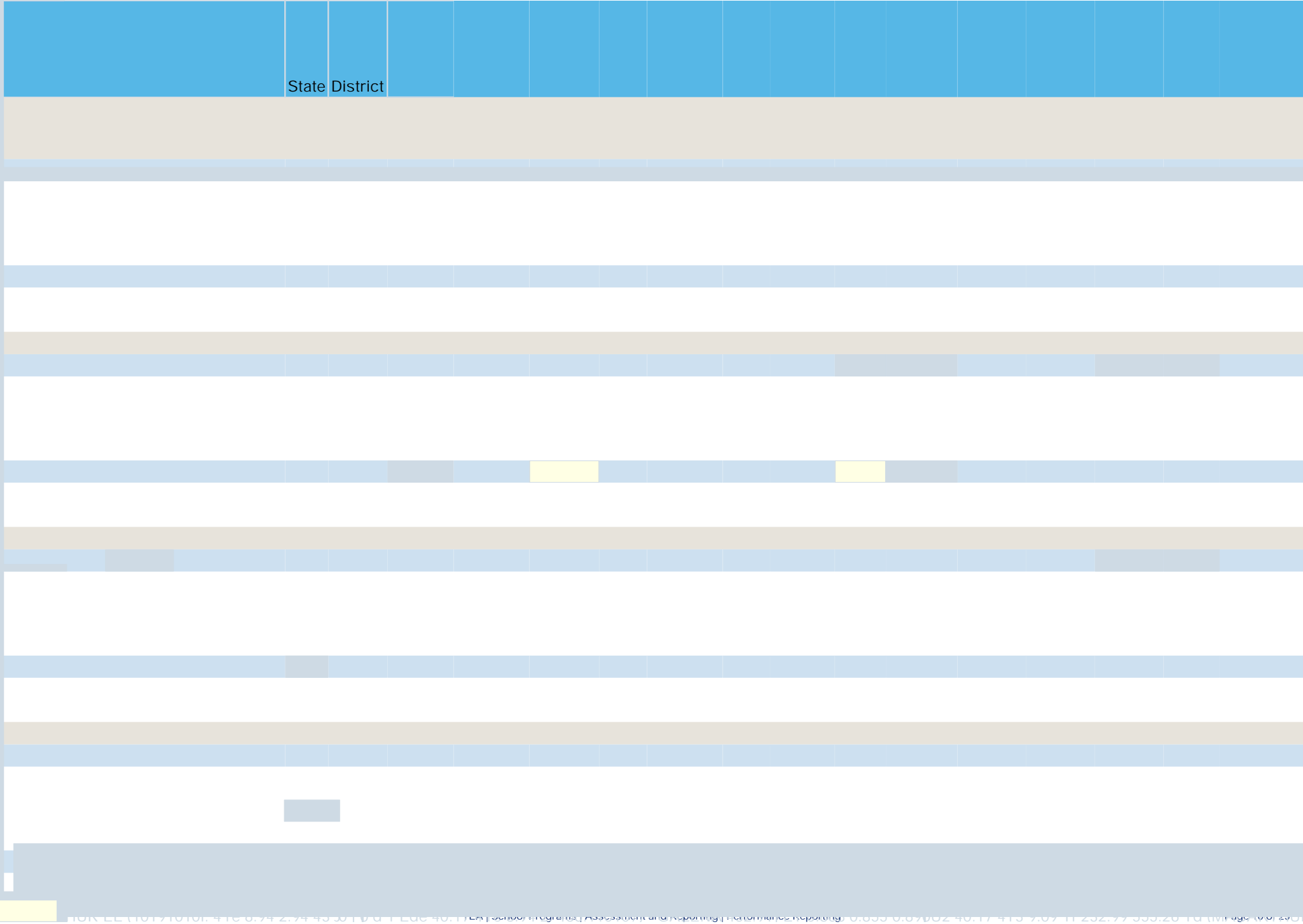
This page is intentionally blank.

Texas Education Agency
 2022-23 Bilingual Education/English as a Second Language (Current EB Students/EL) (TAPR)
 MACARTHUR EL (101910107) - GALENA PARK ISD - HARRIS COUNTY

	School Year	State	District	Campus	Total Bilingual Education	BE-Trans Early Exit	BE-Trans Late Exit	BE-Dual Two-Way	BE-Dual One-Way		Total ESL	ESL Content-Based	ESL Pull-Out	ALP ESL (Waiver)	EB/EL with Parental Denial	Never EB/EL	Total EB/EL (Current)	Monitored & Former EB/EL

District

Texas Education Agency
2022-23 STAAR Participation (TAPR)
MACARTHUR EL (101910107) - GALENA PARK ISD - HARRIS COUNTY



State District

MACARTHUR EL (101910107) - GALENA PARK ISD - HARRIS COUNTY



0.055 0.09 0.02 40.17 4.15 9.09 11 252.77 555.26 10 (images: 09/14/2023)


Texas Education Agency
 2022-23 STAAR Participation (TAPR)
 MACARTHUR EL (101910107) - GALENA PARK ISD - HARRIS COUNTY

	State	District	Campus	African American	Hispanic	White	American Indian	Asian	Pacific Islander	Two or More Races	Special Ed (Current)	Special Ed (Former)	Continuously Enrolled	Non-Continuously Enrolled	Econ Disadv	EB & EL (Current & Monitored)
Not Included in Accountability: Other Exclusions	1%	1%	2%	0%	2%	0%	-	-								

Texas Education Agency
 2022-23 Attendance, Graduation, and Dropout Rates (TAPR)
 MACARTHUR EL (101910107) - GALENA PARK ISD - HARRIS COUNTY

	State	District	Campus	African American	Hispanic	White	American Indian	Asian	Pacific Islander	Two or More Races	Special Ed	Econ Disadv	EB/EL
Attendance Rate													
2021-22	92.2%	93.0%	95.4%	93.5%	95.4%	96.8%	-	-	-	*	93.4%	95.2%	96.4%
2020-21	95.0%	96.7%	97.2%	96.9%	97.3%	96.7%	*	-	-	*	94.9%	97.0%	98.1%
Chronic Absenteeism													
2021-22	25.7%	21.7%	11.1%	35.0%	10.3%	6.3%	-	-	-	*	21.5%	12.0%	5.5%
2020-21	15.0%	9.5%	8.4%	4.5%	8.8%	0.0%	*	-	-	20.0%	14.7%	8.9%	6.3%
Annual Dropout Rate													





There is no data for this campus.



There is no data for this campus.

There is no data for this campus.

Texas Education Agency
2022-23 Student Information (TAPR)
MACARTHUR EL (101910107) - GALENA PARK ISD - HARRIS COUNTY

Membership									





Texas Education Agency
 2022-23 Staff Information (TAPR)
 MACARTHUR EL (101910107) - GALENA PARK ISD - HARRIS COUNTY

64.1%

Staff Information	----- Campus -----		District	State
	Count/Average	Percent		
Total Staff	67.7	100.0%	100.0%	100.0%
Professional Staff:	54.0	79.8%	60.0%	64.1%
Teachers	43.5	64.2%	43.0%	48.7%
Professional Support	8.5	12.6%	12.7%	10.9%
Campus Administration (School Leadership)	2.0	3.0%	2.6%	3.3%
Educational Aides:	13.7	20.2%	9.0%	11.3%
Librarians and Counselors (Headcount):				
Full-time Librarians	1.0	n/a	21.0	4,258.0
Part-time Librarians	0.0	n/a	0.0	646.0
Full-time Counselors	1.0	n/a	49.0	13,815.0
Part-time Counselors	0.0	n/a	0.0	1,240.0
Total Minority Staff:	50.7	74.9%	81.2%	53.2%
Teachers by Ethnicity:				
African American	3.0	6.9%	30.6%	11.8%
Hispanic	27.5	63.2%	42.0%	29.6%
White	12.0	27.6%	21.6%	54.9%
American Indian	0.0	0.0%	0.4%	

2023.5 27.5



PR)
COUNTY

Percent	District	State
		14.8

Percent	District	State

Percent	District	State

Percent	District	State

Percent	District	State

Percent	District	State

Percent	District	State

Texas Education Agency
2022-23 Staff Information (TAPR)
MACARTHUR EL (101910107) - GALENA PARK ISD - HARRIS COUNTY

- Indicates there is no data for the item.
- * Indicates results are masked due to small numbers.
- ** When only one student disability or assessment group is masked, then the second smallest student disability or assessment group is masked regardless of size.
- n/a Indicates data reporting is not applicable for this group.
- ? Indicates that the data for this item were statistically improbable or were reported outside a reasonable range.