

2022-23 Texas Academic Performance Report (TAPR)

District Name: GALENA PARK ISD

Campus Name: GALENA PARK MIDDLE

Campus Number: 101910041

This page is intentionally blank.

Texas Education Agency
 2022-23 STAAR Performance (TAPR)
 GALENA PARK MIDDLE (101910041) - GALENA PARK ISD - HARRIS COUNTY


	School Year	State	District	Campus	African American	Hispanic	White	American Indian	Asian	Pacific Islander	Two or More Races	Special Ed (Current)	Special Ed (Former)	Continuously Enrolled	Non-Continuously Enrolled	Econ Disadv	EB EL (Current & Monitored)
At Approaches Grade Level or Above	2023	83%	85%	80%	87%	80%	67%	*	-	*	*	49%	-	82%	72%	79%	78%
	2022	83%	82%	85%	67%	85%	82%	*	-	-	*	56%	*	85%	84%	83%	81%
At Meets Grade Level or Above	2023	58%	56%	49%	60%	48%	67%	*	-	*	*	18%	-	50%	43%	47%	49%
	2022	58%	55%	58%	44%	57%	82%	*	-	-	*	28%	*	59%	53%	56%	53%
At Masters Grade Level	2023	28%	24%	17%	20%	16%	33%	*	-	*	*	3%	-	19%	9%	15%	18%
	2022	37%	34%	35%	44%	33%	64%	*	-	-	*	3%	*	35%	34%	33%	29%
Grade 8 Mathematics																	
At Approaches Grade Level or Above	2023	76%	82%	77%	71%	78%	67%	*	-	-	*	50%	-	79%	70%	76%	81%
	2022	71%	75%	75%	56%	74%	100%	*	-	*	*	53%	*	77%	64%	72%	74%
At Meets Grade Level or Above	2023	48%	46%	45%	56%	45%	55%	*	-	*	*	16%	*	46%	42%	42%	41%

4J1 j d Oasterd 1 J1 j d 194.25 321.55 0.14 13.1 re B* d 1 J1 j 0.000 0.000 6 32.d 0 J1 j d 0 J j 135.79 321.55 32.97 0.14 re B* 0.808 0 1 j d 0 J j 135.5 321.55 0.28 13.1 re B* 0.808 1 j j




Texas Education Agency
 2022-23 STAAR Performance (TAPR)
 GALENA PARK MIDDLE (101910041) - GALENA PARK ISD - HARRIS COUNTY

	School Year	State	District	Campus	African American	Hispanic	White	American Indian	Asian	Pacific Islander	Two or More Races	Special Ed (Current)	Special Ed (Former)	Continuously Enrolled	Non-Continuously Enrolled	Econ Disadv	EB EL (Current & Monitored)
Reading and Mathematics Including EOC	2023	44%	44%	38%	50%	37%	56%		*	-	*	10%	-	41%	26%	35%	40%
	2022	41%	42%	37%	44%	37%	52%		*	-	*	13%	*	39%	29%	35%	39%
Reading Including EOC	2023	58%	56%	49%	60%	67%		*	-	-	*	18%	-	50%	43%	20%	20%



Texas Education Agency
2022-23 Progress (TAPR)
GALENA PARK MIDDLE (101910041) - GALENA PARK ISD - HARRIS COUNTY

	School Year	State	District	Campus	African American	Hispanic	White	American Indian	Asian	Pacific Islander	Two							





Texas Education Agency
 2022-23 Bilingual Education/English as a Second Language (Current EB Students/EL) (TAPR)
 GALENA PARK MIDDLE (101910041) - GALENA PARK ISD - HARRIS COUNTY

	School Year	State	District	Campus	Total Bilingual Education	BE-Trans Early Exit	BE-Trans Late Exit	BE-Dual Two-Way	BE-Dual One-Way	ALP Bilingual (Exception)	Total ESL	ESL Content-Based	ESL Pull-Out	ALP ESL (Waiver)	EB/EL with Parental Denial	Never EB/EL	Total EB/EL (Current)	Monitored & Former EB/EL
At Masters Grade Level	2023	27%	17%	6%	-	-	-	-	-	-	7%	-	7%	-	8%	3%	7%	31%
	2022	30%	21%	8%	-	-	-	-	-	-	7%	-	7%	-	0%	9%	6%	17%
School Progress - Annual Growth																		
All Grades Both Subjects	2023	64%	66%	58%	-	-	-	-	-	-	53%	-	53%	*	61%	59%	54%	82%
All Grades ELA/Reading	2023	63%	63%	60%	-	-	-	-	-	-	56%	-	56%	*	66%	61%	56%	92%
All Grades Mathematics	2023	66%	70%	55%	-	-	-	-	-	-	51%	-	51%	*	57%	56%	52%	71%
School Progress - Accelerated Learning																		
All Grades Both Subjects	2023	38%	42%	33%	-	-	-	-	-	-	29%	-	29%	-	40%	36%	30%	*
All Grades ELA/Reading	2023	35%	38%	34%	-	-	-	-	-	-	26%	-	26%	-	50%	41%	28%	*
All Grades Mathematics	2023	40%	47%	32%	-	-	-	-	-	-	32%	-	32%	-	30%	31%	32%	*

*

Texas Education Agency
 2022-23 Attendance, Graduation, and Dropout Rates (TAPR)
 GALENA PARK MIDDLE (101910041) - GALENA PARK ISD - HARRIS COUNTY

	State	District	Campus	African American	Hispanic	White	American Indian	Asian	Pacific Islander	Two or More Races	Special Ed	Econ Disadv	EB/EL
Graduates, TxCHSE, and Continuers	93.7%	95.2%	-	-	-	-	-	-	-	-	-	-	-
Class of 2020													
Graduated	92.2%	93.5%	-	-	-	-	-	-	-	-	-	-	-
Received TxCHSE	0.5%	0.1%	-	-	-	-	-	-	-	-	-	-	-
Continued HS	1.1%	0.2%	-	-	-	-	-	-	-	-	-	-	-
Dropped Out	6.2%	6.2%	-	-	-	-	-	-	-	-	-	-	-
Graduates and TxCHSE	92.7%	93.6%	-	-	-	-	-	-	-	-	-	-	-
Graduates, TxCHSE, and Continuers	93.8%	93.8%	-	-	-	-	-	-	-	-	-	-	-
6-Year Extended Longitudinal Rate (Gr 9-12)													
Class of 2020													
Graduated	92.7%	93.8%	-	-	-	-	-	-	-	-	-	-	-
Received TxCHSE	0.5%	0.1%	-	-	-	-	-	-	-	-	-	-	-
Continued HS	0.5%	0.0%	-	-	-	-	-	-	-	-	-	-	-
Dropped Out	6.2%	6.2%	-	-	-	-	-	-	-	-	-	-	-
Graduates and TxCHSE	93.2%	93.8%	-	-	-	-	-	-	-	-	-	-	-
Graduates, TxCHSE, and Continuers	93.8%	93.8%	-	-	-	-	-	-	-	-	-	-	-
Class of 2019													
Graduated	92.6%	93.3%	-	-	-	-	-	-	-	-	-	-	-
Received TxCHSE	0.6%	0.1%	-	-	-	-	-	-	-	-	-	-	-
Continued HS	0.6%	0.1%	-	-	-	-	-	-	-	-	-	-	-



Texas Education Agency
 2022-23 Graduation Profile (TAPR)
 GALENA PARK MIDDLE (101910041) - GALENA PARK ISD - HARRIS COUNTY

	Campus Count	Campus Percent	District Count	State Count
Graduatesf(2021-22 Annual Graduates)				
Total Graduates	-	-	1,663	368,686
By Ethnicity:				
African American	-	-	300	45,227
Hispanic	-	-	1,280	191,125
White	-	-	60	103,171
American Indian	-	-	5	1,159
Asian	-	-	12	18,794
Pacific Islander	-	-	2	569
Two or More Races	-	-	4	8,641
By Graduation Type:				
Minimum H.S. Program	-	-	4	433
Recommended H.S. Program/Distinguished Achievement Program	-	-	0	134
Foundation H.S. Program (No Endorsement)	-	-	193	51,023
Foundation H.S. Program (Endorsement)	-	-	93	14,179
Foundation H.S. Program (DLA)	-	-	1,373	302,917
Special Education Graduates				
Special Education Graduates	-	-	159	32,447
Economically Disadvantaged Graduates	-	-	1,410	194,571
Emergent Bilingual (EB)/English Learner (EL) Graduates	-	-	300	40,398
At-Risk Graduates	-	-	1,045	159,689

There is no data for this campus.

Texas Education Agency
2022-23 CCMR-Related Indicators (TAPR)
GALENA PARK MIDDLE (101910041) - GALENA PARK ISD - HARRIS COUNTY

There is no data for this campus.

Texas Education Agency
2022-23 Other Postsecondary Indicators (TAPR)
GALENA PARK MIDDLE (101910041) - GALENA PARK ISD - HARRIS COUNTY

There is no data for this campus.

Texas Education Agency
 2022-23 Student Information (TAPR)
 GALENA PARK MIDDLE (101910041) - GALENA PARK ISD - HARRIS COUNTY

Student Information	Membership				Enrollment			
	Campus		District	State	Campus		District	State
	Count	Percent			Count	Percent		
Students w/ Dyslexia	38	4.0%	2.7%	5.5%	38	4.0%	2.7%	5.5%
Foster Care	0	0.0%	0.2%	0.2%	0	0.0%	0.2%	0.2%
Homeless	5	0.5%	0.8%	1.3%	5	0.5%	0.8%	1.3%
Immigrant	7	0.7%	3.2%	2.2%	7	0.7%	3.2%	2.2%
Migrant	2	0.2%	0.1%	0.3%	2	0.2%	0.1%	0.3%
Title I	943	100.0%	100.0%	64.6%	943	100.0%	100.0%	64.6%
Military Connected	0	0.0%	0.4%	3.6%	0	0.0%	0.4%	3.6%
At-Risk	715	75.8%	71.0%	53.3%	715	75.8%	71.0%	53.3%
Students by Instructional Program:								
Bilingual/ESL Education	391	41.5%	40.9%	23.2%	391	41.5%	40.8%	23.2%
Career and Technical Education	494	52.4%	36.1%	26.5%	494	52.4%	36.1%	26.5%
Career and Technical Education (9-12 grades only)	0	0.0%	77.5%	72.3%	0	-	77.4%	72.2%
Gifted and Talented Education	60	6.4%	6.7%	8.2%	60	6.4%	6.7%	8.2%
Special Education	116	12.3%	12.5%	12.6%	116	12.3%	12.6%	12.7%
Students with								



Texas Education Agency
 2022-23 Student Information (TAPR)
 GALENA PARK MIDDLE (101910041) - GALENA PARK ISD - HARRIS COUNTY

Student Information	--Non-Special Education Rates--			---Special Education Rates---		
	Campus	District	State	Campus	District	State
Retention Rates by Grade:						
Kindergarten	-	2.8%	1.5%			

2019-2020		2020-2021		2021-2022	

