

# 2022-23 Texas Academic Performance Report (TAPR)

District Name: GALENA PARK ISD

Campus Name: CUNNINGHAM MIDDLE

Campus Number: 101910044

This page is intentionally blank.

Texas Education Agency  
2022-23 STAAR Performance (TAPR)  
CUNNINGHAM MIDDLE (101910044) - GALENA PARK ISD - HARRIS COUNTY

School  
Year

State

District

Campus

African  
American

Hispanic

White

American  
Indian

Asian

Pacific  
Islander

Texas Education Agency  
 2022-23 STAAR Performance (TAPR)  
 CUNNINGHAM MIDDLE (101910044) - GALENA PARK ISD - HARRIS COUNTY

	School Year	State	District	Campus	African American	Hispanic	White	American Indian	Asian	Pacific Islander	Two or More Races	Special Ed (Current)	Special Ed (Former)	Continuously Enrolled	Non-Continuously Enrolled	Econ Disadv	EB & EL (Current & Monitored)
At Approaches Grade Level or Above	2023	74%	77%	71%	73%	70%	78%	*	*	-	50%	48%					





Texas Education Agency  
2022-23 Progress (TAPR)


CUNNINGHAM MIDDLE (101910044) - GALENA PARK ISD - HARRIS COUNTY

Score	Y	ict	Car	Black	Hispanic	White	American Indian	Asian	Pacific Islander	Two or More Races	Special Ed (Current)	Special Ed (Former)	Continuously Enrolled	Non-Continuously Enrolled	Econ Disadv	EB/EL (Current & Monitored)				
Progress - Annual Growth																				
A	j	BT	/TT3	8.09	Tf	232.7	499.39	Td	(Campus)	Tj	ET	0.808	0.855	0.894	rg	0.808	0.855	0.894	RG	0.1











Texas Education Agency  
2022-23 STAAR Participation (TAPR)  
CUNNINGHAM MIDDLE (101910044) - GALENA PARK ISD - HARRIS COUNTY

Whi	State	District	Campus	African American																
-----	-------	----------	--------	------------------	--	--	--	--	--	--	--	--	--	--	--	--	--	--	--	--

--	--	--	--	--	--	--	--	--	--	--	--	--	--	--	--	--	--	--	--	--


--	--	--	--	--	--	--	--	--	--	--	--	--	--	--	--	--	--	--	--	--

--	--	--	--	--	--	--	--	--	--	--	--	--	--	--	--	--	--	--	--	--


--	--	--	--	--	--	--	--	--	--	--	--	--	--	--	--	--	--	--	--	--

--	--	--	--	--	--	--	--	--	--	--	--	--	--	--	--	--	--	--	--	--







Texas Education Agency  
 2022-23 Attendance, Graduation, and Dropout Rates (TAPR)  
 CUNNINGHAM MIDDLE (101910044) - GALENA PARK ISD - HARRIS COUNTY

	State	District	Campus	African American	Hispanic	White	American Indian	Asian	Pacific Islander	Two or More Races	Special Ed	Econ Disadv	EB/EL
Attendance Rate													
2021-22	92.2%	93.0%	92.5%	92.6%	92.4%	94.5%	*	*	-	88.2%	89.7%	92.3%	92.3%
2020-21	95.0%	96.7%	96.6%	96.6%	96.6%	97.3%	*	*	-	94.9%	95.0%	96.4%	96.3%
Chronic Absenteeism													
2021-22	25.7%	21.7%	25.3%	25.1%	25.9%	11.4%	*	*	-	41.7%	38.0%	25.7%	25.0%
2020-21	15.0%	9.5%	10.5%	10.8%	10.5%	2.7%	*	*	-	12.5%	16.1%	10.8%	12.1%
Annual Dropout Rate (Gr 7-8)													
2021-22	0.7%	1.0%	1.0%	0.3%	1.5%	0.0%	*	*	-	0.0%	1.3%	1.1%	1.9%
2020-21	0.9%	0.5%	1.0%	0.9%	0.9%	0.0%	*	*	-	6.3%	1.7%	1.0%	1.7%



Texas Education Agency  
2022-23 Attendance, Graduation, and Dropout Rates (TAPR)  
CUNNINGHAM MIDDLE (101910044) - GALENA PARK ISD - HARRIS COUNTY





Texas Education Agency  
 2022-23 Graduation Profile (TAPR)  
 CUNNINGHAM MIDDLE (101910044) - GALENA PARK ISD - HARRIS COUNTY

	Campus Count	Campus Percent	District Count	State Count
Graduates(2021-22 Annual Graduates)				
Total Graduates	-	-	1,663	368,686
<b>By Ethnicity:</b>				
African American	-	-	300	45,227
Hispanic	-	-	1,280	191,125
White	-	-	60	103,171
American Indian	-	-	5	1,159
Asian	-	-	12	18,794
Pacific Islander	-	-	2	569
Two or More Races	-	-	4	8,641
<b>By Graduation Type:</b>				
Minimum H.S. Program	-	-	4	433
Recommended H.S. Program/Distinguished Achievement Program	6	5550.84	8	0.855
			ETN3	0001334





There is no data for this campus.

Texas Education Agency  
2022-23 CCMR-Related Indicators (TAPR)  
CUNNINGHAM MIDDLE (101910044) - GALENA PARK ISD - HARRIS COUNTY

There is no data for this campus.

Texas Education Agency  
2022-23 Other Postsecondary Indicators (TAPR)  
CUNNINGHAM MIDDLE (101910044) - GALENA PARK ISD - HARRIS COUNTY

There is no data for this campus.

tion Agency  
 formation (TAPR)  
 ALENA PARK ISD - HARRIS COUNTY

Membership			Enrollment			
Campus			Campus			
Percent	District	State	Count	Percent	District	State
100.0%	21,366	5,504,150	928	100.0%	21,392	5,518,432
0.0%	0.3%	0.3%	0	0.0%	0.4%	0.5%
0.0%	5.0%	4.4%	0	0.0%	5.0%	4.4%
0.0%	0.5%	0.7%	0	0.0%	0.5%	0.7%
0.0%	4.5%	3.7%	0	0.0%	4.5%	3.7%
0.0%	6.7%	6.7%	0	0.0%	6.3%	6.7%
0.0%	7.2%	7.2%	0	0.0%	7.2%	7.2%
0.0%	7.2%	7.2%	0	0.0%	6.6%	7.2%
0.0%	7.2%	7.2%	0	0.0%	6.4%	7.1%
0.0%	6.7%	7.2%	0	0.0%	6.7%	7.1%
0.0%	6.6%	7.2%	0	0.0%	6.6%	7.2%
0.0%	7.3%	7.3%	0	0.0%	7.2%	7.2%
0.0%	7.4%	7.4%	432	46.6%		






Texas Education Agency  
2022-23 Staff Information (TAPR)

Blue Header Row				

Texas Education Agency  
 2022-23 Staff Information (TAPR)  
 CUNNINGHAM MIDDLE (101910044) - GALENA PARK ISD - HARRIS COUNTY

	----- Campus -----		District	State
Staff Information	Count/Average	Percent		
Number of Students per Teacher	13.7	n/a	15.0	14.8

Staff Information	Campus	District	State
Experience of Campus Leadership:			
Average Years Experience of Principals	9.0	8.6	6.1
Average Years Experience of Principals with 7.1 j 0.0003mt94.56 4206.1			



Texas Education Agency  
2022-23 Staff Information (TAPR)  
CUNNINGHAM MIDDLE (101910044) - GALENA PARK ISD - HARRIS COUNTY

- Indicates there is no data for the item.
- \* Indicates results are masked due to small numbers.
- \*\* When only one student disability or assessment group is masked, then the second smallest student disability or assessment group is masked regardless of size.
- n/a Indicates data reporting is not applicable for this group.
- ? Indicates that the data for this item were statistically improbable or were reported outside a reasonable range.