

# 2022-23 Texas Academic Performance Report (TAPR)

District Name: GALENA PARK ISD

Campus Name: GALENA PARK EL

Campus Number: 101910104

This page is intentionally blank.

Texas Education Agency  
2022-23 STAAR Performance (TAPR)  
GALENA PARK EL (101910104) - GALENA PARK ISD - HARRIS COUNTY

School  
Year

State

District

Campus

African  
American

Hispanic

White


American  
Indian

Texas Education Agency  
2022-23 STAAR Performance (TAPR)  
GALENA PARK EL (101910104) - GALENA PARK ISD - HARRIS COUNTY

| School Year | State | District | Campus |  |  |  |  |  |  |  |  |  |  |  |  |  |  |  |  |  |
|-------------|-------|----------|--------|--|--|--|--|--|--|--|--|--|--|--|--|--|--|--|--|--|
|-------------|-------|----------|--------|--|--|--|--|--|--|--|--|--|--|--|--|--|--|--|--|--|







Texas Education Agency  
 2022-23 Bilingual Education/English as a Second Language (Current EB Students/EL) (TAPR)  
 GALENA PARK EL (101910104) - GALENA PARK ISD - HARRIS COUNTY

| School Year | State | District | Campus | Total Bilingual Education | BE-Trans Early Exit | BE-Trans Late Exit | BE-Dual Two-Way | BE-Dual One-Way | ALP Bilingual (Exception) | Total ESL | ESL Content-Based | ESL Pull-Out | ALP ESL (Waiver) | EB/EL with Parental Denial | Never EB/EL | Total EB/EL (Current) | Monitored & Former EB/EL |
|-------------|-------|----------|--------|---------------------------|---------------------|--------------------|-----------------|-----------------|---------------------------|-----------|-------------------|--------------|------------------|----------------------------|-------------|-----------------------|--------------------------|
|-------------|-------|----------|--------|---------------------------|---------------------|--------------------|-----------------|-----------------|---------------------------|-----------|-------------------|--------------|------------------|----------------------------|-------------|-----------------------|--------------------------|

STAAR Performance Rate by Subject **1** dRd BT /TT3 8.09 Tf 412.56 534.36 Td (Performance)Tj ET BT /TT3 8.09 Tf 350.06480T3 8.1











Texas Education Agency  
 2022-23 STAAR Participation (TAPR)  
 GALENA PARK EL (101910104) - GALENA PARK ISD - HARRIS COUNTY

|  | State | District | Campus | African American | Hispanic | White | American Indian | Asian | Pacific Islander | Two or More Races | Special Ed (Current) | Special Ed (Former) | Continuously Enrolled | Non-Continuously Enrolled | Econ Disadv | EB & EL (Current & Monitored) |
|--|-------|----------|--------|------------------|----------|-------|-----------------|-------|------------------|-------------------|----------------------|---------------------|-----------------------|---------------------------|-------------|-------------------------------|
| Not Included in Accountability: Other Exclusions | 1%    | 1%       | 0%     | *                | 0%       | *     | *               | -     | -                | -                 | 0%                   | *                   | 0%                    | 0%                        | 0%          | 0%                            |
| Not Tested                                       | 2%    | 1%       | 0%     | *                | 0%       | *     | *               | -     | -                | -                 | 0%                   | *                   | 0%                    | 0%                        | 0%          | 0%                            |
| Absent   | 1%    | 1%       | 0%     | *                | 0%       | *     | *               | -     | -                | -                 | 0%                   | *                   | 0%                    | 0%                        | 0%          | 0%                            |
| Other  | 0%    | 0%       | 0%     | *                | 0%       | *     | *               | -     | -                | -                 | 0%                   | *                   | 0%                    | 0%                        | 0%          | 0%                            |

\* Indicates results are masked due to small numbers to protect student confidentiality.  
 - Indicates there are no students in the group.

Texas Education Agency  
 2022-23 Attendance, Graduation, and Dropout Rates (TAPR)  
 GALENA PARK EL (101910104) - GALENA PARK ISD - HARRIS COUNTY

|                     | State | District | Campus | African American | Hispanic | White | American Indian | Asian | Pacific Islander | Two or More Races | Special Ed | Econ Disadv | EB/EL |
|---------------------|-------|----------|--------|------------------|----------|-------|-----------------|-------|------------------|-------------------|------------|-------------|-------|
| Attendance Rate     |       |          |        |                  |          |       |                 |       |                  |                   |            |             |       |
| 2021-22             | 92.2% | 93.0%    | 95.6%  | 94.4%            | 95.6%    | 97.2% | *               | -     | -                | *                 | 94.4%      | 95.5%       | 96.4% |
| 2020-21             | 95.0% | 96.7%    | 97.0%  | 96.0%            | 97.0%    | 97.0% | *               | -     | -                | *                 | 96.0%      | 96.8%       | 97.0% |
| Chronic Absenteeism |       |          |        |                  |          |       |                 |       |                  |                   |            |             |       |
| 2021-22             | 25.7% | 21.7%    | 11.7%  | 21.7%            | 11.7%    | 0.0%  | *               |       |                  |                   |            |             |       |





Texas Education Agency  
 2022-23 Attendance, Graduation, and Dropout Rates (TAPR)  
 GALENA PARK EL (101910104) - GALENA PARK ISD - HARRIS COUNTY

|  | State | District | Campus | African American | Hispanic | White | American Indian | Asian | Pacific Islander | Two or More Races | Special Ed | Econ Disadv | EB/EL |
|--|-------|----------|--------|------------------|----------|-------|-----------------|-------|------------------|-------------------|------------|-------------|-------|
| Class of 2022  | 84.3% | 84.6%    | -      | -                | -        | -     | -               | -     | -                | -                 | -          | -           | -     |
| Class of 2021  | 81.9% | 85.7%    | -      | -                | -        | -     | -               | -     | -                | -                 | -          | -           | -     |
| RHSP/DAP/FHSP-E/FHSP-DLA Graduates (Longitudinal Rate) |       |          |        |                  |          |       |                 |       |                  |                   |            |             |       |
| Class of 2022  | 88.0% | 90.4%    | -      | -                | -        | -     | -               | -     | -                | -                 | -          | -           | -     |

|  |  |  |  |  |  |  |  |  |  |  |  |  |  |
|--|--|--|--|--|--|--|--|--|--|--|--|--|--|
|  |  |  |  |  |  |  |  |  |  |  |  |  |  |
|  |  |  |  |  |  |  |  |  |  |  |  |  |  |
|  |  |  |  |  |  |  |  |  |  |  |  |  |  |
|  |  |  |  |  |  |  |  |  |  |  |  |  |  |
|  |  |  |  |  |  |  |  |  |  |  |  |  |  |





There is no data for this campus.

Texas Education Agency  
2022-23 CCMR-Related Indicators (TAPR)  
GALENA PARK EL (101910104) - GALENA PARK ISD - HARRIS COUNTY




There is no data for this campus.

Texas Education Agency  
2022-23 Other Postsecondary Indicators (TAPR)  
GALENA PARK EL (101910104) - GALENA PARK ISD - HARRIS COUNTY

There is no data for this campus.

Texas Education Agency  
2022-23 Student Information (TAPR)  
GALENA PARK EL (101910104) - GALENA PARK ISD - HARRIS COUNTY

|  |  |  |  |  |  |
|--|--|--|--|--|--|
|  |  |  |  |  |  |
|  |  |  |  |  |  |
|  |  |  |  |  |  |








Texas Education Agency  
2022-23 Staff Information (TAPR)  
GALENA PARK EL (101910104) - GALENA PARK ISD - HARRIS COUNTY

|  | ----- Campus ----- |  |
|--|--------------------|--|
|  |                    |  |



|  |
|--|
|  |
|  |
|  |
|  |
|  |
|  |
|  |
|  |
|  |
|  |
|  |
|  |
|  |
|  |
|  |
|  |
|  |
|  |
|  |
|  |
|  |
|  |
|  |
|  |
|  |
|  |
|  |
|  |
|  |
|  |
|  |
|  |
|  |
|  |
|  |
|  |
|  |
|  |
|  |

Texas Education Agency  
2022-23 Staff Information (TAPR)

| 2022-23 Staff Information (TAPR) |  |
|----------------------------------|--|
|                                  |  |
|                                  |  |
|                                  |  |



Texas Education Agency  
2022-23 Staff Information (TAPR)  
GALENA PARK EL (101910104) - GALENA PARK ISD - HARRIS COUNTY

- Indicates there is no data for the item.
- \* Indicates results are masked due to small numbers.
- \*\* When only one student disability or assessment group is masked, then the second smallest student disability or assessment group is masked regardless of size.
- n/a Indicates data reporting is not applicable for this group.
- ? Indicates that the data for this item were statistically improbable or were reported outside a reasonable range.